

Grow better **LAMBS**



AgriVantage
PROVEN ANIMAL NUTRITION
A division of Chemiplas (NZ) Ltd

The first 8 weeks will make all the difference

Growth in the first 8 weeks (pre-weaning) is essential for making the most of an animal's full genetic potential.

We've developed this guide around the needs of your newborn lambs:

- ✓ Helping you choose the right milk replacer to optimise growth
- ✓ Boosting their digestive system during periods of stress to prevent disease
- ✓ Preventing the growth of bacteria in housing to prevent disease

Contents:

Animal nutrition

- | | |
|--|---|
| ✓ Why whey? | 1 |
| ✓ How is Sprayfo different to other milk replacers? | 3 |
| ✓ What are the key factors in selecting a milk replacer? | 5 |
| ✓ Sprayfo Primo Lamb, with recommended feeding schedule | 6 |

Disease management

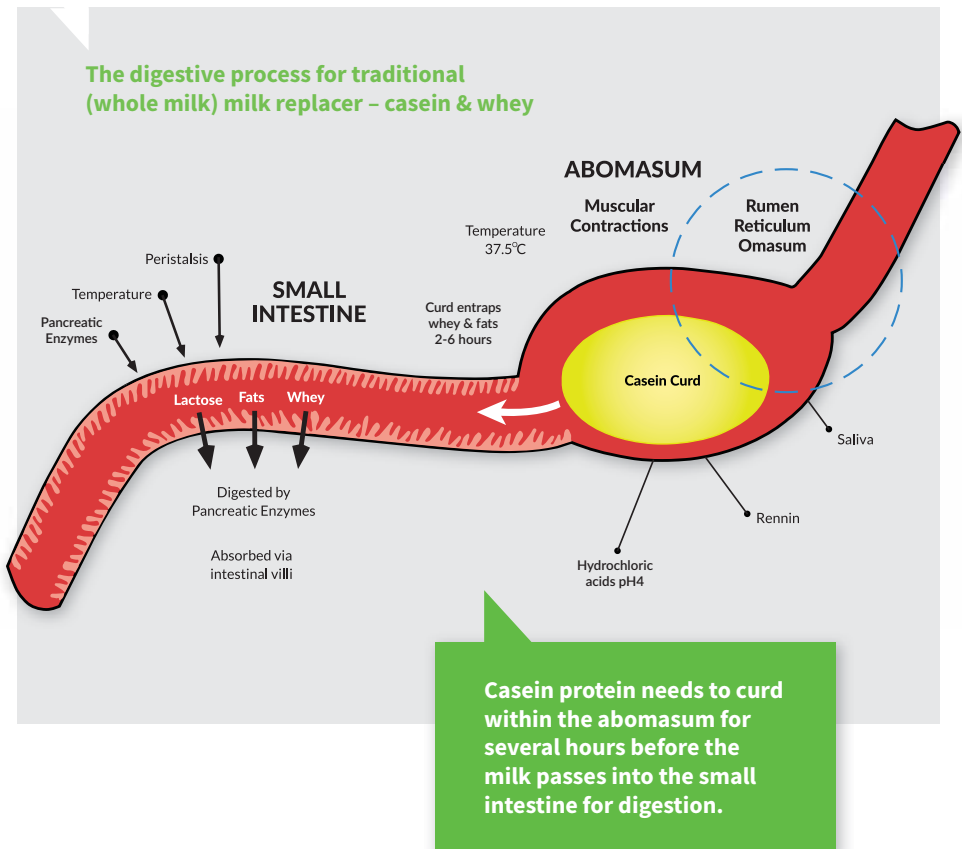
- | | |
|---|----|
| ✓ Boost lambs' with Biopect | 8 |
| ✓ How to control bacteria in housing, with Stalosan & Halamid | 10 |
-

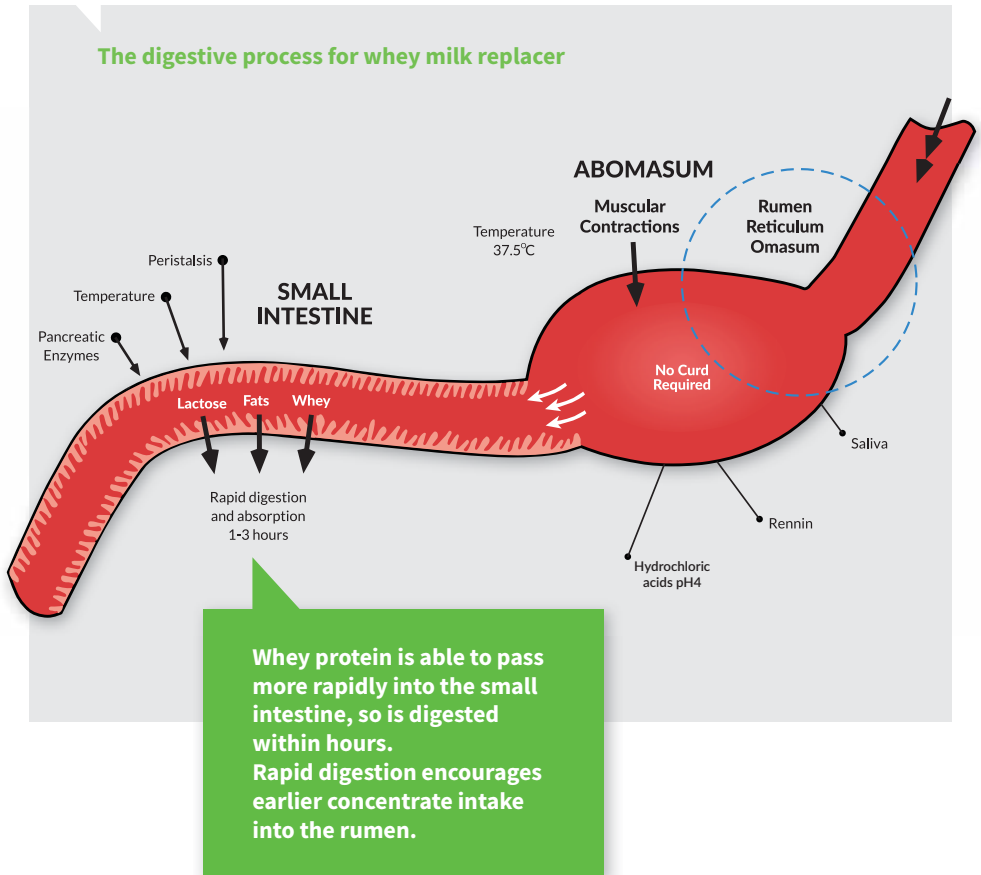
Why Whey?

Whey-based milk replacer will meet the energy requirements of growing lambs, effectively boosting growth rates.

1. Whey is easy to digest

Quality whey based formulas are easily digested in the gut, moving through a lamb in only 2-3 hours, compared to 5-8 hours for traditional curdling (casein) formulas.





2. Whey is safe to use

Good quality whey-based products can help reduce the incidence of nutritional scours. Farmers have reported a lower mortality rate due to less bloat when feeding whey milk replacers.

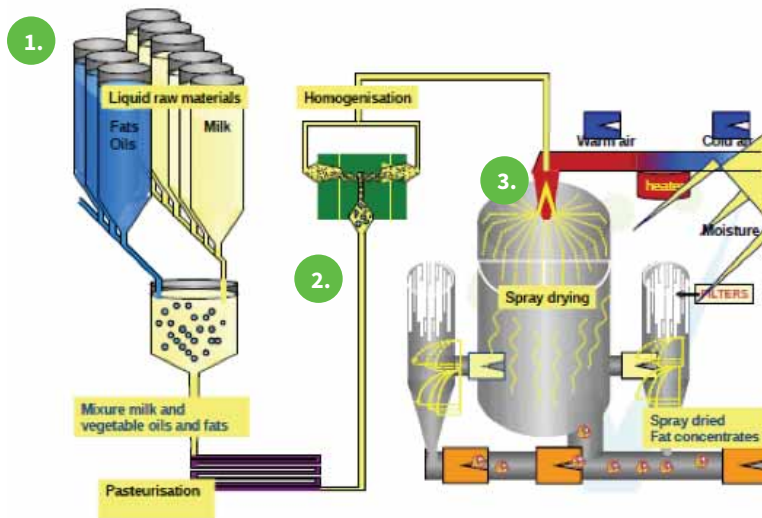
How is Sprayfo different to other milk replacers?

The differences in milk replacers are mainly a reflection of the raw materials used and method of production.

Sprayfo products are a vegetable-based fat blend combined with dairy ingredients, using a unique proprietary production process – the Sloten Spray Dry system.

The Sloten Spray Dry System makes Sprayfo a unique and consistently high quality, optimally digestible milk replacer.

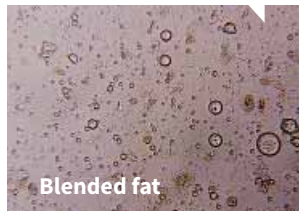
The Sloten Spray Dry system



1. The process begins with mixing fresh dairy products with vegetable oils and fats.
2. The mix is pasteurised and then high-pressure homogenised. Pasteurising sterilises the product, while homogenisation reduces fat particles to 1/1000 of their original size.

ANIMAL NUTRITION

The Homogenisation Effect



Through homogenisation, fat particles are reduced to 1/1000 of their original size.
(homogenised fat \Rightarrow 95% of the fat particles $< 2\mu\text{m}$)

3. The product is subsequently dried through a high tech spray drying process to form small particles.

The particles have the valuable protein on the outside, with fat contained inside – the most important ingredient for your animals' growth is available first and absorbed faster.



Micronised fat globule

Encapsulated with dairy products

This fat processing method ensures optimal digestibility, and is unique to Sprayfo.

What are the key factors in selecting a milk replacer?

Different brands of milk replacer are not simply exchangeable. There are essential differences in solubility, ease of mixing, digestibility (making use of nutrients) and consistency of quality. The differences have a major impact on the health and growth of young lambs.

“Successful lamb rearing depends on many factors including good nutrition – one should choose a milk replacer based on quality, not price” says Dr Bas Schouten, one of New Zealand’s renowned experts on animal rearing.

“A good quality whey based milk replacer is a solid starting point for the young lamb because it is easily digested, causes less nutritional scours, is easily mixed, is consistently good quality from batch to batch. And, critically, meets the energy requirements of the lamb.

“Simply put, whey based milk replacers are technically sound and ensure good digestion, resulting in excellent growth rates.”

Sprayfo Primo Lamb has been designed to meet the nutritional needs of growing lambs.

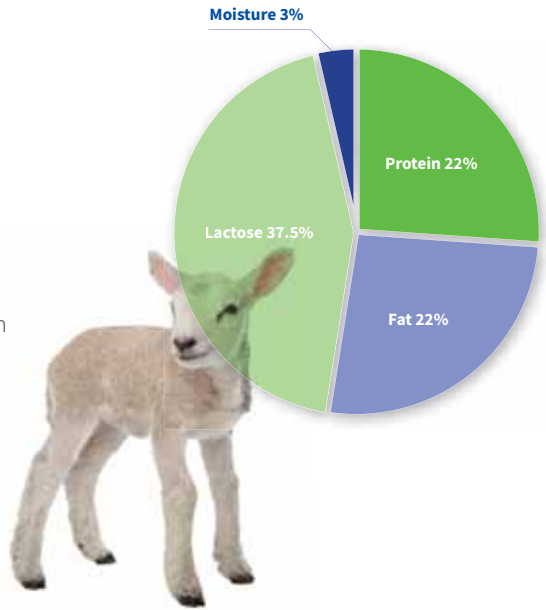
- ✓ It's whey-based, enhancing digestibility and rumen development.
- ✓ It contains all the essential components - protein, fats, probiotics and prebiotics, vitamins, minerals and trace elements - necessary for young lambs directly after their colostrum period in a balanced, consistent and appetising composition.
- ✓ The Sloten Spray Dry production process ensures that solubility is optimal at 40°C. It mixes without forming any small lumps.



ANIMAL NUTRITION

Sprayfo Primo Lamb

- ✓ NZ's leading milk replacer for lambs; the only non-curding product currently available
- ✓ Can be fed directly from colostrum
- ✓ Whey protein & hydrolysed wheat protein aids digestibility
- ✓ Dissolves easily, even in cold water
- ✓ Superior suspension – won't drop out of solution
- ✓ Excellent for use in automatic machines
- ✓ Available in 20kg bags



Recommended feeding schedules for lambs

Always ensure each animal has adequate intake of colostrum in first 12 hours post birth (approx. 10% of its body weight).

Mixing instructions

- ✓ Always follow feeding instructions
- ✓ Heat all required water to 40-42°C
- ✓ Start stirring water, then slowly add milk replacer powder, mixing for 2 to 4 minutes*
- ✓ Best drinking temperature 38-39°C

* Mix to make up a litre, NOT on top of a litre, eg. add 160g milk powder to 840mL water to make 1L milk replacer. This is an approximation.

Ad-lib feeding

Mix 160-200g Sprayfo Primo per litre of water

Machine feeding

Ensure that you always follow machine manufacturing instructions, particularly for:

- ✓ Set up
- ✓ Feeding capacity/numbers
- ✓ Cleaning
- ✓ Calibration
- ✓ Mixing temperature

Restricted feeding

Age	Quantity	Mixing rate	Total MR/day
Day 1	6 x 60mL	Colostrum	360mL
Days 2-4	4 x 125mL	160-200g/L	500mL
Days 5-7	4 x 150mL	160-200g/L	600mL
Days 8-10	4 x 200mL	160-200g/L	800mL
Days 11-15	3 x 300mL	160-200g/L	900mL
Week 3	2 x 600mL	160-200g/L	1200mL
Week 4-6	2 x 700mL	160-200g/L	1400mL
Week 7	2 x 500mL	160-200g/L	1000mL
Week 8	1 x 500mL	160-200g/L	500mL

Weaning instructions

Weaning can start when animals are a minimum of 6 weeks old, or a minimum of 12kg **AND consuming a minimum of 200g concentrates per animal per day:**

- ✓ Slowly reduce concentration of milk replacer of overall volume consumed over 1-2 week period
- ✓ Continue feeding concentrates at 500g – 1kg per day for at least a month.

Boost lambs with Biopect

Biopect is an all-natural anti-scour* product containing pectins, electrolytes and dextrose.

Feeding Biopect to young stock will help to ensure good gut health – promoting a healthy digestive tract and a healthy immune system. It also provides them with an energy boost.

Biopect can be fed in milk, milk replacer or water. It does not contain antibiotics, but is not recognised as an organic product either.

How does it work?

Biopect contains electrolytes, energy and pectins:

- ✓ Pectins and other fibres from dried fruit and pulp form a protective gel-like layer in the intestines
- ✓ Electrolytes replenish essential mineral salts
- ✓ Glucose provides energy and aids in the absorption of electrolytes

Biopect




- ✓ For maintaining gut health in calves, lambs, kids, foals and piglets
- ✓ Contains plant fibres, glucose and electrolytes
- ✓ Non-medicated
- ✓ No need to remove milk or milk replacer from diet during treatment
- ✓ Available in 2.5kg, 5kg and 25kg

Biopect schedule for lambs

Feed 50g Biopect per kg milk replacer

* Please contact your veterinarian for advice if lambs have infectious scours (eg. temperature over 39.5°C), or if scours are severe and/or diarrhoea persists.

A photograph showing several young lambs resting in a bed of straw. One lamb in the center is looking towards the camera with its mouth slightly open. Another lamb is visible in the foreground, and others are partially visible in the background. The straw is dry and yellowish-brown.

Healthy gut, happy animals!
A healthy rumen early on
leads to better growth and
vigour in a young animal.

How to control bacteria in housing

Growing healthy animals – boosting their wellbeing and preventing disease to optimise their nutritional uptake – will depend heavily on having good housing hygiene.

The Stalosan range does not contain chemicals and will remain active for several days as a drying agent. Stalosan can be used to treat existing bacterial problems; however, real cost benefit comes from using it as a preventative.

Stalosan® F

In the case of high bacteria risk, use Stalosan F - a drying agent with disinfectant properties.

Because Stalosan F can be added while animals are present, you'll have consistent

disease control. Also, it is a powerful drying agent; binding ammonia in the air and reducing ammonia emissions.

What's in Stalosan F?

Stalosan F has no 'active' (chemical) ingredient. It does not invade or destroy cells, rather it works as an absorbent, attaching organisms to its surface.

How does Stalosan F compare to liquid disinfectants?

Liquid disinfectants kill pathogens as they come into contact with them but can be quickly deactivated by organic matter in animal houses. They have no effect on the diseases entering animal houses with newly introduced animals.



Stalosan® F

- ✓ For controlling bacteria, viruses, fungi, parasites, fly larvae, ammonia and moisture to improve bedding quality in animal housing
- ✓ Remains active for several days, even in the presence of manure and bedding
- ✓ Powerful drying agent
- ✓ Can be used with most animals, including cattle, pigs, goats, sheep and horses
- ✓ Available in 15kg

Application rate

Apply 50g Stalosan F per square metre.

Stalosan F is active against:

Bacteria	Viruses	Fungi	Parasites
Clostridium	Rotavirus	100% effective against all types	Coccidiosis
E. Coli	No viral resistance		Fly larvae
Pasturella			Roundworms
Pseudomonas			
Salmonella			
Staphylococcus			
Streptococcus			
No bacterial resistance			

Stalosan® Basic

The combination of low pH value and strong drying properties makes Stalosan Basic highly efficient in reducing the development of harmful substances within animal housing.

Stalosan Basic is a low-cost hygiene agent , it is not a disinfectant and should only be used in areas where bacteria risk is not high.



Stalosan® Basic

- ✓ Powerful drying agent, which lowers the pH of the environment and binds ammonia to make animal bedding comfortable
- ✓ Can be used with most animals, including cattle, pigs, goats, sheep, poultry and horses
- ✓ Use in conjunction with Stalosan F where a more broad-spectrum effect is required
- ✓ Available in 15kg

Application rate

Apply 50g Stalosan Basic per square metre.

DISEASE MANAGEMENT

Halamid®

Halamid® disinfectant is a highly effective and versatile biosecurity disinfectant with a large activity spectrum.

- ✓ Once mixed, it will remain stable for several weeks*.
- ✓ It's also non-corrosive on metal and very safe to use.

Halamid is effective against many known pathogens related to intensive farming applications.

A few of these are indicated below, but the complete activity spectrum of Halamid is much wider.

**Halamid (1-10%) solution will remain stable for weeks if kept out of direct sunlight. Stability is also dependent on pH, which should remain above 7 to guarantee stability. A 1% solution of Halamid in demineralised water normally has a pH of 9.*

Halamid is active against:

Bacteria	Viruses	Fungi
Salmonella sp	Avian Influenza virus	Aspergillus brasiliensis/niger
Campylobacter sp	Adeno virus (egg drop syndrome)	Aspergillus fumigatus
E-coli	Newcastle disease	
Listeria	Gumboro disease (IBD)	
Pseudomonas aeruginosa	Infectious bronchitis virus (IBV)	
Staphylococcus aureus	Avian reovirus (viral arthritis)	
Mycoplasma		



Halamid®

- ✓ Highly effective and versatile biosecurity disinfectant with large activity spectrum
- ✓ Kills pathogens in 5-10 minutes
- ✓ Non-corrosive in solution, safe for milking equipment
- ✓ Good for all-shed situations and rearing pens
- ✓ Footdip disinfectant
- ✓ Stable formulation, readily biodegradable and safe to use
- ✓ Nil risk of resistance
- ✓ Use in combination with Stalosan® F for a total hygiene solution
- ✓ Available in 100g, 2kg and 5kg

DISEASE MANAGEMENT

Application

Halamid is always applied as an aqueous solution: simply dissolve the Halamid in clean water at the required concentration.

NOTE: Use biocides safely. Always read the label and product information before use.

	Concentration of Halamid (to clean water)	Comment
Disinfection of rearing and housing barns	100g/10L	Apply 0.3L per square metre (or 1L per 3m ²)
Teat disinfection	30g/10L	
Milking equipment disinfection	50g/10L	Rinse with clean water
Footdip	200g/10L	Renew as often as needed



Grow better animals with AgriVantage

AgriVantage is the animal nutrition division of Chemiplas Limited. We provide New Zealand rearers and farmers with quality, cost-effective milk replacers and innovative rearing solutions designed to provide young animals the best start in life.

We stand by our brands 100%. Sprayfo milk replacers, Biopect, Stalosan and Halamid are top quality products, used by rearers worldwide. Using them will add value to your rearing operation; pushing livestock towards their true genetic potential.

On farm advice

When you purchase any of AgriVantage's brands, you also have access to the very best advice on how to get the most out of our products.

With the backing of Dr Bas Schouten, one of New Zealand's most renowned experts on lamb rearing, and Sloten B.V. (manufacturers of Sprayfo) we can advise you on best practice, help to monitor growth and help you maximise the development and subsequent production capacity of your livestock.

Get in touch

Warren Tanner
Business Manager
021 370 222
warren@agrivantage.co.nz



0800 64 55 76
www.agrivantage.co.nz